


ABCO Standard Inductor

**AEC-Q200**

## POWER INDUCTOR LPMT7030-A90 SERIES



31, Dunchon-daero 388 Beon-gil  
Seongnam-si, Gyeonggi-do, KOREA  
Sales Dept. TEL:82-31-730-5082  
FAX:82-31-730-5152  
Eng. Dept. TEL:82-31-730-5034  
FAX:82-31-730-5132

---

ABCO ELECTRONICS CO., LTD.

■ **OPERATION TEMP.**

LPMT-A90 Series : -55°C~+155°C(Including self-generated heat)

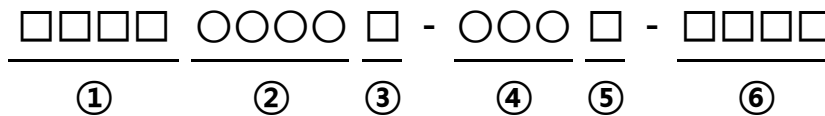
■ **FEATURES**

- Metal molding Construction
- High Current and Low Resistance

■ **APPLICATIONS**

DC/DC converters for PDA, Notebook, Desktop, Battery powered devices etc.

■ **ORDERING CODE**



<b>①Type</b>	
LPMT	

<b>②Body size(LxWxH)</b>	
7030	8.4X8.0X2.9

<b>③Packing</b>	
T	TAPING
B	BULK

<b>④Inductance Value</b>	
1R0	1.0μH
100	10μH

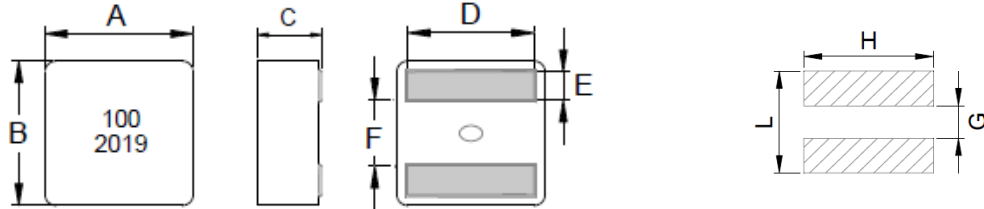
<b>⑤Inductance Tol</b>	
M	±20%

<b>⑥Internal Code</b>	
A90	

**LPMT7030-A90 SERIES**

■ **SHAPE & DIMENSIONS / RECOMMENDED SOLDER LAND PATTERN**

Unit:mm



Series	A(mm)	B(mm)	C(mm)	D(mm)	E(mm)	F(mm)
LPMT7030-A90	8.40±0.30	8.0±0.30	2.90±0.20	See Spec.Table	1.75±0.20	3.15±0.25

L(mm)	G(mm)	H(mm)
7.40	2.80	7.20

■ **ELECTRICAL CHARACTERISTICS**

Ordering code	Inductance [μH]	Tolerance (%)	Freq. (kHz)	Rdc(mΩ)		Isat(A)	Irms(A)	D(mm)
				Max.	Typ.	Typ.	Typ.	±0.3
LPMT7030T - 1R0M-A90	1.00	± 20	100	5.00	4.55	30.0	21.8	6.6
LPMT7030T - 1R5M-A90	1.50	± 20		8.25	7.50	25.0	15.3	6.6
LPMT7030T - 2R2M-A90	2.20	± 20		13.70	12.4	19.0	13.0	6.2
LPMT7030T - 2R7M-A90	2.70	± 20		15.40	14.0	16.0	11.4	6.2
LPMT7030T - 3R3M-A90	3.30	± 20		18.00	16.3	15.0	10.0	6.2
LPMT7030T - 4R7M-A90	4.70	± 20		26.70	24.2	13.5	9.0	6.2
LPMT7030T - 5R6M-A90	5.60	± 20		33.20	30.1	12.5	7.3	6.2
LPMT7030T - 6R8M-A90	6.80	± 20		42.50	38.6	12.0	6.8	6.2
LPMT7030T - 8R2M-A90	8.20	± 20		48.73	44.3	10.2	5.9	6.2
LPMT7030T - 100M-A90	10.0	± 20		56.10	51.0	9.0	5.0	6.2

▼ **Test Equipments**

- Inductance measured : HP4284A,CH11025,CH3302,CH1320,CH1320S LCR METER(100kHz, 0.1V)
- Rdc : CH16502,Agilent33420A MICRO OHMMETER.
- Saturation Current (Isat) will cause L0 to drop approximately 30%.
- Heat Rated Current (Irms) will cause the coil temperature rise approximately ΔT of 40°C  
 ※ Rated DC current(Idc) : The value of Isat or Irms , whichever is smaller
- Rated operating voltage(across inductor) 40V ref.

▼ **Operating Temperature Range**

-55°C ~ +155°C (Including self-generated heat)