


ABCO Standard Inductor

AEC-Q200

POWER INDUCTOR

LPMT6530-A4 series



31, Dunchon-daero 388 Beon-gil
Seongnam-si, Gyeonggi-do, KOREA
Sales Dept. TEL:82-31-730-5082
FAX:82-31-730-5152
Eng. Dept. TEL:82-31-730-5053
FAX:82-31-730-5153

ABCO ELECTRONICS CO., LTD.

■ **OPERATION TEMP.**

LPMT6530-A4 series : -55°C~+155°C(Including self-generated heat)

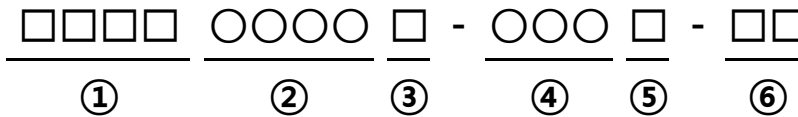
■ **FEATURES**

- Metal molding Construction
- High Current and Low Resistance

■ **APPLICATIONS**

DC/DC converters for PDA, Notebook, Desktop, Battery powered devices etc.

■ **ORDERING CODE**



①Type	
LPMT	

②Body size(LxWxH)	
6530	7.10X6.60X2.80

③Packing	
T	TAPING
B	BULK

④Inductance Value	
R10	0.1μH
1R0	1.0μH
100	10μH
101	100μH

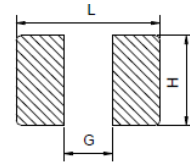
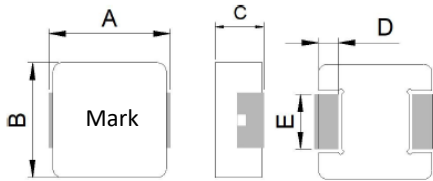
⑤Inductance Tol	
M	±20%
N	±30%

⑥Internal Code
A4

LPMT6530-A4 SERIES

■ **SHAPE & DIMENSIONS / RECOMMENDED SOLDER LAND PATTERN**

Unit:mm



Series	A(mm)	B(mm)	C(mm)	D(mm)	E(mm)
LPMT6530-A4	7.1±0.3	6.6±0.2	2.8±0.2	1.6±0.3	3.0±0.2

L(mm)	G(mm)	H(mm)
8.0	3.7	3.4

■ **ELECTRICAL CHARACTERISTICS**

Ordering code	Inductance [μH]	Tolerance (%)	Freq. (kHz)	Rdc(mΩ)		Isat(A)	Irms(A)
				Max.	Typ.	Typ.	Typ.
LPMT6530T - R15N-A4	0.15	± 30	100	2.1	1.7	40.0	30.0
LPMT6530T - R22M-A4	0.22	± 20		2.5	2.0	34.0	23.0
LPMT6530T - R33M-A4	0.33	± 20		3.4	2.8	25.0	21.0
LPMT6530T - R36M-A4	0.36	± 20		3.9	3.3	24.0	20.0
LPMT6530T - R47M-A4	0.47	± 20		4.0	3.4	20.0	18.0
LPMT6530T - R56M-A4	0.56	± 20		4.5	3.9	18.0	16.5
LPMT6530T - R68M-A4	0.68	± 20		5.3	4.7	17.0	16.0
LPMT6530T - R82M-A4	0.82	± 20		6.0	5.4	16.0	14.0
LPMT6530T - 1R0M-A4	1.00	± 20		7.4	6.7	15.0	12.0
LPMT6530T - 1R2M-A4	1.20	± 20		9.5	7.7	14.0	10.0
LPMT6530T - 1R5M-A4	1.50	± 20		12.1	10.2	14.0	10.0
LPMT6530T - 2R2M-A4	2.20	± 20		15.0	13.5	10.0	8.0
LPMT6530T - 3R3M-A4	3.30	± 20		22.0	19.0	9.5	6.5
LPMT6530T - 4R7M-A4	4.70	± 20		33.0	28.0	6.5	5.5
LPMT6530T - 5R6M-A4	5.60	± 20		42.0	39.0	6.0	5.5
LPMT6530T - 6R8M-A4	6.80	± 20		50.0	43.0	6.0	4.5
LPMT6530T - 8R2M-A4	8.20	± 20		60.0	54.0	6.0	4.5
LPMT6530T - 100M-A4	10.0	± 20		68.0	62.0	5.5	4.0
LPMT6530T - 150M-A4	15.0	± 20		140	110	4.5	3.0
LPMT6530T - 220M-A4	22.0	± 20		190	150	3.0	2.5

▼ **Test Equipments**

- Inductance measured : HP4284A,CH11025,CH3302,CH1320,CH1320S LCR METER(100kHz, 1.0V)
- Rdc : CH16502,Agilent33420A MICRO OHMMETER.
- Saturation Current (Isat) will cause L0 to drop approximately 30%.
- Heat Rated Current (Irms) will cause the coil temperature rise approximately ΔT of 40°C
- ※ Rated DC current(I_{dc}) : The value of Isat or Irms , whichever is smaller

▼ **Operating Temperature Range**

-55°C ~ +155°C (Including self-generated heat)