


ABCO Standard Inductor

AEC-Q200

POWER INDUCTOR

LPMT5012-A1 SERIES



31, Dunchon-daero 388 Beon-gil
Seongnam-si, Gyeonggi-do, KOREA
Sales Dept. TEL:82-31-730-5082
FAX:82-31-730-5152
Eng. Dept. TEL:82-31-730-5053
FAX:82-31-730-5153

ABCO ELECTRONICS CO., LTD.

■ **OPERATION TEMP.**

LPMT-A1 Series : -55°C~+125°C(Including self-generated heat)

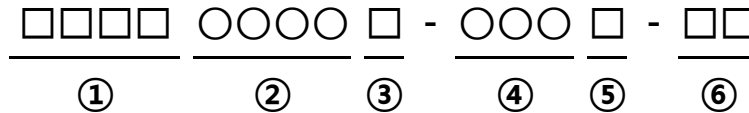
■ **FEATURES**

- Metal molding Construction
- High Current and Low Resistance

■ **APPLICATIONS**

DC/DC converters for PDA, Notebook, Desktop, Battery powered devices etc.

■ **ORDERING CODE**



①Type	
LPMT	

②Body size(LxWxH)	
5012	5.7X5.2X1.0

③Packing	
T	TAPING
B	BULK

④Inductance Value	
R10	0.10μH
1R0	1.0μH
100	10μH

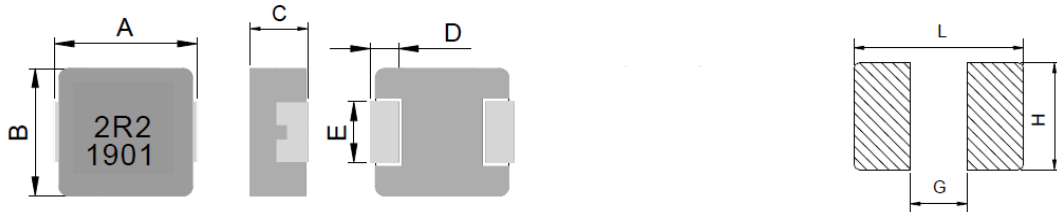
⑤Inductance Tol	
M	±20%
N	±30%

⑥Internal Code	
A1	

LPMT5012-A1 SERIES

■ SHAPE & DIMENSIONS / RECOMMENDED SOLDER LAND PATTERN

Unit:mm



Series	A(mm)	B(mm)	C(mm)	D(mm)	E(mm)
LPMT5012-A1	5.7±0.3	5.2±0.2	1.0±0.2	1.1±0.3	2.5±0.3

L(mm)	G(mm)	H(mm)
6.2	2.2	2.8

■ ELECTRICAL CHARACTERISTICS

Ordering code	Inductance [μH]	Tolerance (%)	Freq. (kHz)	Rdc(mΩ)		Isat(A)	Irms(A)
				Max.	Typ.	Typ.	Typ.
LPMT5012T - R10N-A1	0.10	± 30	100	5.2	4.3	14.5	14.0
LPMT5012T - R15N-A1	0.15	± 30		6.0	4.5	14.2	12.0
LPMT5012T - R22N-A1	0.22	± 30		6.7	5.5	14.0	10.7
LPMT5012T - R33M-A1	0.33	± 20		9.4	7.8	13.5	8.5
LPMT5012T - R36M-A1	0.36	± 20		11.5	10.0	13.0	8.0
LPMT5012T - R47M-A1	0.47	± 20		15.8	13.6	11.0	7.0
LPMT5012T - R68M-A1	0.68	± 20		24.5	21.5	9.0	6.0
LPMT5012T - 1R0M-A1	1.00	± 20		30.0	26.0	6.0	5.0
LPMT5012T - 1R5M-A1	1.50	± 20		44.0	38.0	5.0	4.0
LPMT5012T - 2R2M-A1	2.20	± 20		75.0	65.0	4.0	3.5
LPMT5012T - 3R3M-A1	3.30	± 20		86.0	75.0	3.8	3.0
LPMT5012T - 4R7M-A1	4.70	± 20		115	100	3.2	2.5
LPMT5012T - 5R6M-A1	5.60	± 20		201	175	3.2	2.4
LPMT5012T - 6R8M-A1	6.80	± 20		222	193	3.0	2.0
LPMT5012T - 8R2M-A1	8.20	± 20		378	327	2.8	1.7
LPMT5012T - 100M-A1	10.0	± 20		385	335	1.8	1.5
LPMT5012T - 150M-A1	15.0	± 20	470	410	1.6	1.3	

▼ Test Equipments

- Inductance measured : HP4284A,CH11025,CH3302,CH1320,CH1320S LCR METER(100kHz, 1.0V)
- Rdc : CH16502,Agilent33420A MICRO OHMMETER.
- Saturation Current (Isat) will cause L0 to drop approximately 30%
- Heat Rated Current (Irms) will cause the coil temperature rise approximately Δt of 40°C
- ※ Rated DC current(Idc) : The value of Isat or Irms , whichever is smaller

▼ Operating Temperature Range

-55°C ~ +125°C (Including self-generated heat)