


ABCO Standard Inductor

AEC-Q200

POWER INDUCTOR LPMT4030-A9LO SERIES



31, Dunchon-daero 388 Beon-gil
Seongnam-si, Gyeonggi-do, KOREA
Sales Dept. TEL:82-31-730-5082
FAX:82-31-730-5152
Eng. Dept. TEL:82-31-730-5034
FAX:82-31-730-5132

ABCO ELECTRONICS CO., LTD.

■ **OPERATION TEMP.**

LPMT-A9LO Series : -55°C~+155°C(Including self-generated heat)

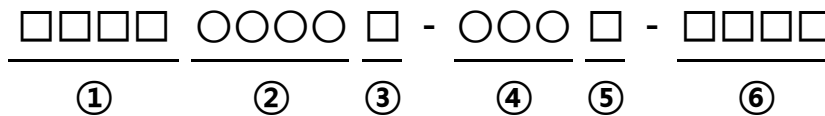
■ **FEATURES**

- Metal molding Construction
- High Current and Low Resistance

■ **APPLICATIONS**

DC/DC converters for PDA, Notebook, Desktop, Battery powered devices etc.

■ **ORDERING CODE**



①Type	
LPMT	

②Body size(LxWxH)	
4030	4.4X4.4X2.8

③Packing	
T	TAPING
B	BULK

④Inductance Value	
R10	0.1μH
1R0	1.0μH

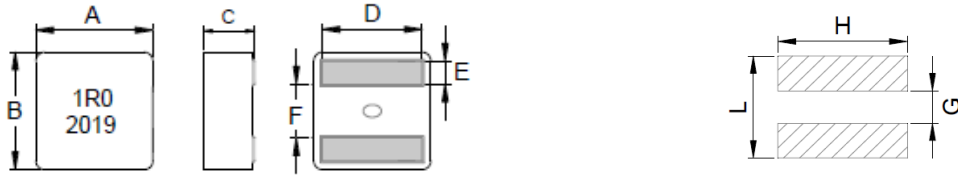
⑤Inductance Tol	
M	±20%

⑥Internal Code	
A9LO	

LPMT4030-A9LO SERIES

■ SHAPE & DIMENSIONS / RECOMMENDED SOLDER LAND PATTERN

Unit:mm



Series	A(mm)	B(mm)	C(mm)	D(mm)	E(mm)	F(mm)
LPMT4030-A9LO	4.40±0.20	4.40±0.20	2.80±0.20	3.40±0.30	0.88±0.20	1.60±0.25

L(mm)	G(mm)	H(mm)
3.40	1.40	3.80

■ ELECTRICAL CHARACTERISTICS

Ordering code	Inductance [μH]	Tolerance (%)	Freq. (kHz)	Rdc(mΩ)		Isat(A)	Irms(A)
				Max.	Typ.	Typ.	Typ.
LPMT4030T - R90M-A9LO	0.90	± 20	100	10.1	9.1	10.0	11.2
LPMT4030T - 1R0M-A9LO	1.00	± 20		10.1	9.1	9.8	11.0
LPMT4030T - 1R2M-A9LO	1.20	± 20		11.5	10.4	9.2	9.8
LPMT4030T - 1R5M-A9LO	1.50	± 20		13.2	12.0	8.0	9.0
LPMT4030T - 2R2M-A9LO	2.20	± 20		22.6	20.5	7.0	7.8
LPMT4030T - 3R3M-A9LO	3.30	± 20		28.6	26.0	6.2	6.6

▼ Test Equipments

- Inductance measured : HP4284A,CH11025,CH3302,CH1320,CH1320S LCR METER(100kHz, 0.1V)
- Rdc : CH16502,Agilent33420A MICRO OHMMETER.
- Saturation Current (Isat) will cause L0 to drop approximately 30%.
- Heat Rated Current (Irms) will cause the coil temperature rise approximately ΔT of 40°C
 ※ Rated DC current(Idc) : The value of Isat or Irms , whichever is smaller
- Rated operating voltage(across inductor) 15V ref

▼ Operating Temperature Range

-55°C ~ +155°C (Including self-generated heat)