


ABCO Standard Inductor

POWER INDUCTOR

LPMT3015-1H SERIES



31, Dunchon-daero 388 Beon-gil
Seongnam-si, Gyeonggi-do, KOREA
Sales Dept. TEL:82-31-730-5082
FAX:82-31-730-5152
Eng. Dept. TEL:82-31-730-5053
FAX:82-31-730-5153

ABCO ELECTRONICS CO., LTD.

Inductor for Car of Metal Molding type



<http://www.abco.co.kr>

■ OPERATION TEMP.

LPMT-1H Series : -40°C~+125°C(Including self-generated heat)

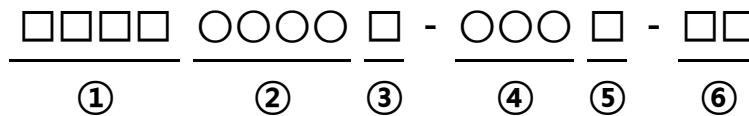
■ FEATURES

- Metal molding Construction
- High Current and Low Resistance

■ APPLICATIONS

DC/DC converters for PDA, Notebook, Desktop, Battery powered devices etc.

■ ORDERING CODE



①Type	
LPMT	

②Body size(LxWxH)	
3015	3.5X3.2X1.3

③Packing	
T	TAPING
B	BULK

④Inductance Value	
R22	0.22μH
1R0	1.0μH
100	10μH

⑤Inductance Tol	
M	±20%
N	±30%

⑥Internal Code
1H

LPMT3015-1H SERIES

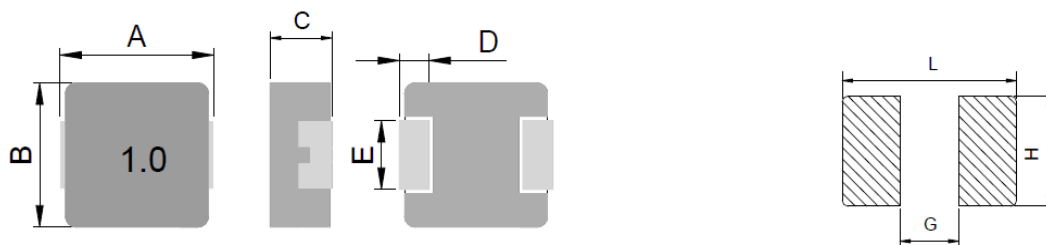


http://www.abco.co.kr

LPMT3015-1H SERIES

■ SHAPE & DIMENSIONS / RECOMMENDED SOLDER LAND PATTERN

Unit:mm



Series	A(mm)	B(mm)	C(mm)	D(mm)	E(mm)
LPMT3020-1H	3.5±0.2	3.2±0.2	1.3±0.2	0.7±0.2	1.2±0.2

L(mm)	G(mm)	H(mm)
4.1	1.9	1.45

■ ELECTRICAL CHARACTERISTICS

Ordering code	Inductance [μH]	Tolerance (%)	Freq. (kHz)	Rdc(mΩ)		Isat(A)	Irms(A)
				Max.	Typ.	Typ.	Typ.
LPMT3015T - R22M-1H	0.22	± 20	100	17.0	14.0	10.8	7.0
LPMT3015T - R47M-1H	0.47	± 20		28.0	23.3	8.0	5.5
LPMT3015T - R56M-1H	0.56	± 20		33.0	28.0	7.2	5.0
LPMT3015T - R68M-1H	0.68	± 20		42.0	34.0	6.5	4.5
LPMT3015T - 1R0M-1H	1.00	± 20		50.0	41.0	5.8	3.6
LPMT3015T - 1R5M-1H	1.50	± 20		77.0	64.0	4.0	3.4
LPMT3015T - 2R2M-1H	2.20	± 20		98.0	82.0	3.8	3.2
LPMT3015T - 3R3M-1H	3.30	± 20		205	170	3.2	2.5
LPMT3015T - 4R7M-1H	4.70	± 20		264	220	2.8	1.9
LPMT3015T - 5R6M-1H	5.60	± 20		318	265	2.3	1.7
LPMT3015T - 6R8M-1H	6.80	± 20		348	290	2.0	1.5
LPMT3015T - 8R2M-1H	8.20	± 20		468	390	1.8	1.3
LPMT3015T - 100M-1H	10.0	± 20		522	435	1.6	1.2

▼ Test Equipments

- Inductance measured : HP4284A,CH11025,CH3302,CH1320,CH1320S LCR METER(100kHz, 1.0V)
- Rdc : CH16502,Agilent33420A MICRO OHMMETER.
- Saturation Current (Isat) will cause L0 to drop approximately 30%
- Heat Rated Current (Irms) will cause the coil temperature rise approximately Δt of 40°C
- ※ Rated DC current(Idc) : The value of Isat or Irms , whichever is smaller

▼ Operating Temperature Range

-40°C ~ +125°C (Including self-generated heat)