


ABCO Standard Inductor

**AEC-Q200**

# POWER INDUCTOR

## LPMT1508-A90 SERIES



31, Dunchon-daero 388 Beon-gil  
Seongnam-si, Gyeonggi-do, KOREA  
Sales Dept. TEL:82-31-730-5082  
FAX:82-31-730-5152  
Eng. Dept. TEL:82-31-730-5034  
FAX:82-31-730-5132

---

ABCO ELECTRONICS CO., LTD.

■ **OPERATION TEMP.**

LPMT-A90 Series : -55°C~+155°C(Including self-generated heat)

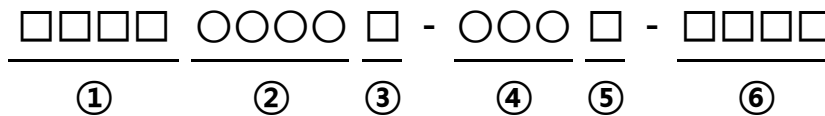
■ **FEATURES**

- Metal molding Construction
- High Current and Low Resistance

■ **APPLICATIONS**

DC/DC converters for PDA, Notebook, Desktop, Battery powered devices etc.

■ **ORDERING CODE**



<b>①Type</b>	
LPMT	

<b>②Body size(LxWxH)</b>	
1508	17.5X16.5X7.7

<b>③Packing</b>	
T	TAPING
B	BULK

<b>④Inductance Value</b>	
1R0	1.0μH
100	10μH

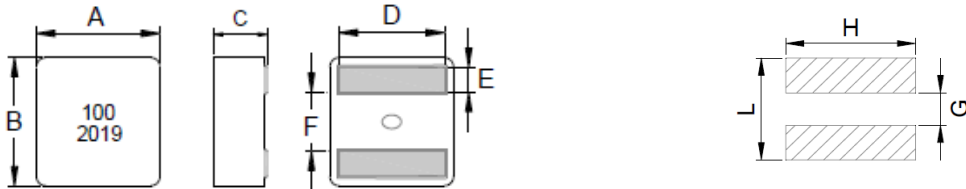
<b>⑤Inductance Tol</b>	
M	±20%

<b>⑥Internal Code</b>	
A90	

**LPMT1508-A90 SERIES**

■ **SHAPE & DIMENSIONS / RECOMMENDED SOLDER LAND PATTERN**

Unit:mm



Series	A(mm)	B(mm)	C(mm)	D(mm)	E(mm)	F(mm)
LPMT1508-A90	17.5±0.3	16.5±0.3	7.7±0.3	13.2±0.5	3.2±0.2	7.0±0.3

L(mm)	G(mm)	H(mm)
15.0	6.0	15.0

■ **ELECTRICAL CHARACTERISTICS**

Ordering code	Inductance [μH]	Tolerance (%)	Freq. (kHz)	Rdc(mΩ)		Isat(A)	Irms(A)
				Max.	Typ.	Typ.	Typ.
LPMT1508T - 2R0M-A90	2.00	± 20	100	2.21	1.92	57.0	40.0
LPMT1508T - 2R2M-A90	2.20	± 20		2.48	2.15	55.0	37.0
LPMT1508T - 3R0M-A90	3.00	± 20		3.00	2.50	46.0	34.5
LPMT1508T - 4R2M-A90	4.20	± 20		4.68	3.90	38.0	27.0
LPMT1508T - 4R7M-A90	4.70	± 20		5.16	4.30	37.0	26.5
LPMT1508T - 5R3M-A90	5.30	± 20		5.34	4.45	35.0	26.0
LPMT1508T - 6R2M-A90	6.20	± 20		6.50	5.40	34.0	23.0
LPMT1508T - 7R2M-A90	7.20	± 20		7.20	6.00	32.0	21.0
LPMT1508T - 8R2M-A90	8.20	± 20		7.92	6.60	28.0	19.0
LPMT1508T - 100M-A90	10.0	± 20		9.60	8.00	24.0	16.0
LPMT1508T - 150M-A90	15.0	± 20		15.0	12.5	21.0	13.0
LPMT1508T - 220M-A90	22.0	± 20		23.2	19.3	19.0	12.0

▼ **Test Equipments**

- Inductance measured : HP4284A,CH11025,CH3302,CH1320,CH1320S LCR METER(100kHz, 0.1V)
- Rdc : CH16502,Agilent33420A MICRO OHMMETER.
- Saturation Current (Isat) will cause L0 to drop approximately 30%.
- Heat Rated Current (Irms) will cause the coil temperature rise approximately ΔT of 40°C
- ※ Rated DC current(I<sub>dc</sub>) : The value of Isat or Irms , whichever is smaller
- Rated operating voltage(across inductor) 40V ref.

▼ **Operating Temperature Range**

-55°C ~ +155°C (Including self-generated heat)