


ABCO Standard Inductor

POWER INDUCTOR

LPMT1260-1HP SERIES



31, Dunchon-daero 388 Beon-gil
Seongnam-si, Gyeonggi-do, KOREA
Sales Dept. TEL:82-31-730-5082
FAX:82-31-730-5152
Eng. Dept. TEL:82-31-730-5053
FAX:82-31-730-5153

ABCO ELECTRONICS CO., LTD.

Inductor for Car of Metal Molding type



<http://www.abco.co.kr>

■ OPERATION TEMP.

LPMT-1HP Series : -40°C~+125°C(Including self-generated heat)

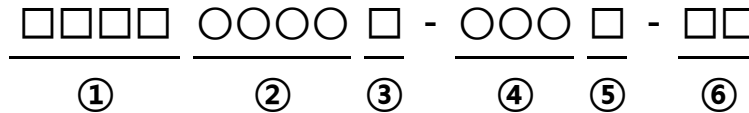
■ FEATURES

- Metal molding Construction
- High Current and Low Resistance

■ APPLICATIONS

DC/DC converters for PDA, Notebook, Desktop, Battery powered devices etc.

■ ORDERING CODE



①Type	
LPMT	

②Body size(LxWxH)	
1260	13.5X12.5X5.7

③Packing	
T	TAPING
B	BULK

④Inductance Value	
R22	0.22μH
1R0	1.0μH
100	10μH

⑤Inductance Tol	
M	±20%
N	±30%

⑥Internal Code
1HP

LPMT1260-1HP SERIES

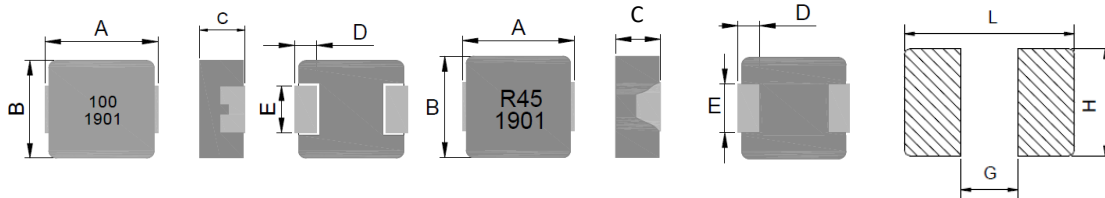


http://www.abco.co.kr

LPMT1260-1HP SERIES

■ SHAPE & DIMENSIONS / RECOMMENDED SOLDER LAND PATTERN

Unit:mm



Leadframe

Non-Leadframe

Series	A(mm)	B(mm)	C(mm)	D(mm)	E(mm)
LPMT1260-1HP	13.5±0.5	12.5±0.3	5.7±0.3	2.3±0.3	4.7±0.3

L(mm)	G(mm)	H(mm)
14.2	8.0	5.0

* Under 2.2μH is non-leadframe specification.

■ ELECTRICAL CHARACTERISTICS

Ordering code	Inductance [μH]	Tolerance (%)	Freq. (kHz)	Rdc(mΩ)		Isat(A)	Irms(A)
				Max.	Typ.	Typ.	Typ.
LPMT1260T - R22N-1HP	0.22	± 30	100	0.65	0.48	120	55.0
LPMT1260T - R36M-1HP	0.36	± 20		0.90	0.72	80.0	42.0
LPMT1260T - R47M-1HP	0.47	± 20		1.30	0.92	64.0	38.0
LPMT1260T - R56M-1HP	0.56	± 20		1.50	1.15	60.0	35.0
LPMT1260T - R68M-1HP	0.68	± 20		1.70	1.33	57.0	33.0
LPMT1260T - R82M-1HP	0.82	± 20		1.90	1.50	55.0	31.0
LPMT1260T - 1R0M-1HP	1.00	± 20		2.40	1.80	53.0	29.0
LPMT1260T - 1R5M-1HP	1.50	± 20		3.20	2.70	50.0	26.0
LPMT1260T - 2R2M-1HP	2.20	± 20		4.70	4.00	43.0	21.0
LPMT1260T - 3R3M-1HP	3.30	± 20		7.10	5.80	35.0	17.0
LPMT1260T - 4R7M-1HP	4.70	± 20		11.5	9.5	30.0	16.0
LPMT1260T - 5R6M-1HP	5.60	± 20		12.6	10.8	28.0	15.5
LPMT1260T - 6R8M-1HP	6.80	± 20		13.8	12.0	25.0	15.0
LPMT1260T - 8R2M-1HP	8.20	± 20		16.0	13.6	23.0	11.0
LPMT1260T - 100M-1HP	10.0	± 20		20.7	18.0	21.0	11.0
LPMT1260T - 150M-1HP	15.0	± 20		29.0	25.0	16.0	9.0
LPMT1260T - 220M-1HP	22.0	± 20		39.5	34.0	14.0	8.0
LPMT1260T - 330M-1HP	33.0	± 20		75.0	65.0	12.0	6.0
LPMT1260T - 470M-1HP	47.0	± 20		90.0	80.0	11.0	5.5
LPMT1260T - 680M-1HP	68.0	± 20		140	120	9.0	5.0

▼ Test Equipments

- Inductance measured : HP4284A,CH11025,CH3302,CH1320,CH1320S LCR METER(100kHz, 1.0V)
- Rdc : CH16502,Agilent33420A MICRO OHMMETER.
- Saturation Current (Isat) will cause L0 to drop approximately 30%
- Heat Rated Current (Irms) will cause the coil temperature rise approximately Δt of 40°C
- ※ Rated DC current(Idc) : The value of Isat or Irms , whichever is smaller

▼ Operating Temperature Range

-40°C ~ +125°C (Including self-generated heat)