


ABCO Standard Inductor

POWER INDUCTOR

LPMT1030-1H SERIES



31, Dunchon-daero 388 Beon-gil
Seongnam-si, Gyeonggi-do, KOREA
Sales Dept. TEL:82-31-730-5082
FAX:82-31-730-5152
Eng. Dept. TEL:82-31-730-5053
FAX:82-31-730-5153

ABCO ELECTRONICS CO., LTD.

Inductor for Car of Metal Molding type



<http://www.abco.co.kr>

■ OPERATION TEMP.

LPMT-1H Series : -40°C~+125°C(Including self-generated heat)

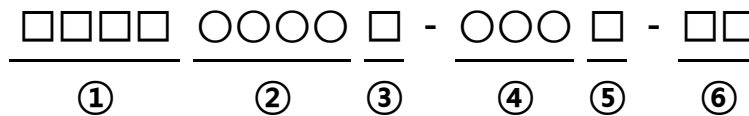
■ FEATURES

- Metal molding Construction
- High Current and Low Resistance

■ APPLICATIONS

DC/DC converters for PDA, Notebook, Desktop, Battery powered devices etc.

■ ORDERING CODE



①Type	
LPMT	

②Body size(LxWxH)	
1030	11.0X10.0X2.8

③Packing	
T	TAPING
B	BULK

④Inductance Value	
R22	0.22μH
1R0	1.0μH
100	10μH

⑤Inductance Tol	
M	±20%
N	±30%

⑥Internal Code	
1H	

LPMT1030-1H SERIES

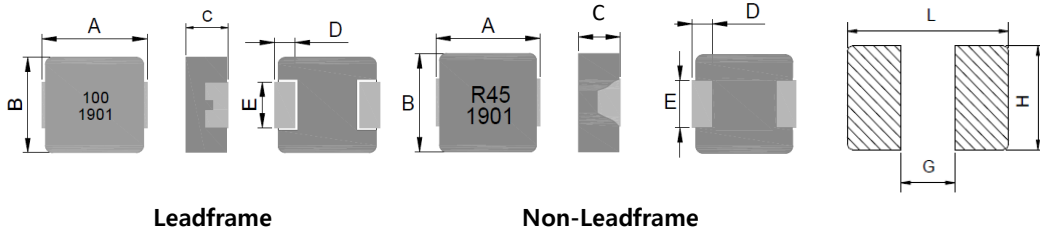


http://www.abco.co.kr

LPMT1030-1H SERIES

■ SHAPE & DIMENSIONS / RECOMMENDED SOLDER LAND PATTERN

Unit:mm



Series	A(mm)	B(mm)	C(mm)	D(mm)	E(mm)	Inductance
LPMT1030-1H	11.0±0.5	10.0±0.3	2.8±0.2	2.3±0.3	2.5±0.3	0.47μH and below
					3.0±0.3	0.56μH and above

L(mm)	G(mm)	H(mm)
13.6	5.4	3.5

* Under 0.56μH is non-leadframe specification.

■ ELECTRICAL CHARACTERISTICS

Ordering code	Inductance [μH]	Tolerance (%)	Freq. (kHz)	Rdc(mΩ)		Isat(A)	Irms(A)
				Max.	Typ.	Typ.	Typ.
LPMT1040T - R22M-1H	0.22	± 20	100	1.30	1.10	55.0	30.0
LPMT1040T - R33M-1H	0.33	± 20		1.50	1.20	47.0	25.0
LPMT1040T - R36M-1H	0.36	± 20		1.60	1.30	40.0	23.0
LPMT1040T - R47M-1H	0.47	± 20		2.50	2.10	33.0	20.0
LPMT1040T - R56M-1H	0.56	± 20		3.00	2.60	24.0	16.0
LPMT1040T - R82M-1H	0.82	± 20		4.50	3.90	22.0	15.0
LPMT1040T - 1R0M-1H	1.00	± 20		6.00	4.60	20.0	15.0
LPMT1040T - 1R5M-1H	1.50	± 20		7.50	6.50	20.0	13.0
LPMT1040T - 2R2M-1H	2.20	± 20		9.00	8.00	16.0	12.0
LPMT1040T - 3R3M-1H	3.30	± 20		16.0	14.5	14.0	9.0
LPMT1040T - 4R7M-1H	4.70	± 20		22.5	20.5	13.0	7.0
LPMT1040T - 5R6M-1H	5.60	± 20		32.5	28.0	12.0	7.0
LPMT1040T - 6R8M-1H	6.80	± 20		35.0	30.2	9.5	6.5
LPMT1040T - 8R2M-1H	8.20	± 20		48.0	42.0	8.5	6.0
LPMT1040T - 100M-1H	10.0	± 20		55.0	50.0	8.0	5.0

▼ Test Equipments

- Inductance measured : HP4284A, CH11025, CH3302, CH1320, CH1320S LCR METER(100kHz, 1.0V)
- Rdc : CH16502, Agilent33420A MICRO OHMMETER.
- Saturation Current (Isat) will cause L0 to drop approximately 30%
- Heat Rated Current (Irms) will cause the coil temperature rise approximately Δt of 40°C
- ※ Rated DC current(Idc) : The value of Isat or Irms , whichever is smaller

▼ Operating Temperature Range

-40°C ~ +125°C (Including self-generated heat)